



ESSEX INDUSTRIAL DOORS

Insulated sectional overhead therm U door



GENERAL

Introduction

A range of made to measure vertically operating Sectional Overhead Doors Insulated: with a "U" Value of 0.47 W/M²K.

Opened and lowered either manually by hand, mechanically or electrically assisted by torsion springs on a shaft normally mounted internally at head of door.

All doors irrespective of lift can only be mounted internally.

Application

Although normally used in Industrial and Commercial premises such as Factories, Warehouses and Garages.

The doors have applications in Domestic and other types of buildings up to a maximum area of 45 M² for each door.

Composition, Manufacture

Insulated Panels 40mm thick faced inside and outside with 0.5mm thick Hot Dipped Galvanised Sheet to BS2989 — See Specification finishes and colours on Page three (3). All hardware, tracks, bearing brackets, hinges, rollers, bolts etc., are of Hot Dipped Galvanised Steel.

The helical torsion springs are of the best quality, prestressed and individually designed to suit weight and size of door mounted on steel shaft with aluminium drums.

All doors are fitted as standard with seals between sections, against sides, top and bottom panels to prevent heat loss and draughts.

Other standard features are a recessed foot plate, handle and locking bolt.

Optional Extras

Double Glazed Acrylic Windows.

Either oval 623mm x 303mm OR Rectangular 637mm x 327mm.

Security

Cylinder locking with (2) two keys.

Electric Operation

Automatic controls, infra red or radio control.

Safety pneumatic strip.

Photo electric beam.

Induction loop control, card reader control.

Traffic lights and sirens.

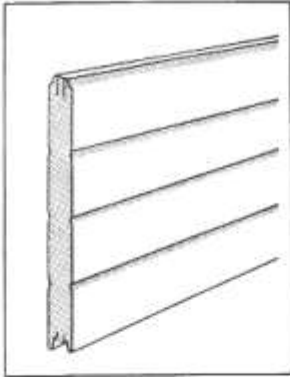
Electric Drive Unit

Standard 3 Phase 415V 32RPM — Fitted with disengage clutch.

In case of power failure door can be operated by hand.

3 button reversing starter and/or key switch.

DOOR PANELS



- STEEL COMPOSITION
- INSULATED
- COMPLEMENTS ANY WALL CLADDING

FINISHES

Outer sheets: HP200 Plastisol in 10 standard colours.
Polyester Primer.
PVF2 to special order.

Inner sheets: Bright white polyester coated galvanised steel in a stucco embossed finish.

COLOURS - OUTER SHEET

HP200 Plastisol: Terracotta
Ocean Blue
Merlin Grey
Goosewing Grey
White
Vandyke Brown
Mushroom
Moorland Green
Olive Green
Wedgewood Blue

Polyester Primer: Off-white

OTHER COLOURS

Other BSC Colorcoat colours are available in both HP200 Plastisol, Polyester and PVF2, subject to quantity.

THERMAL PERFORMANCE


The standard 40 mm thickness available gives a 'U' value $\leq 0.47 \text{ w/m}^2\text{K}$.

FIRE

The facing materials used on composite panels, when tested independently, have a class 1 surface spread of flame to BS 476: Part 7: 1971 and Class 0 as defined by the Building Regulations 1985.

DURABILITY

The use of high quality materials and precise manufacturing control means that long service life can be expected in most industrial and commercial applications. The durability of the coatings are as indicated in the Moduciad Handbook (P67) or in BSC's technical literature specifications.



COMPOSITION

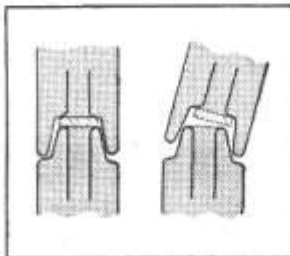
Facing material substrates, inside and outside: 0.5 mm thick, hot dipped galvanised steel sheet to BS 2989, 1982, coating weight 275 gm/m².
Core: 39 mm thick rigid polyurethane foam, density: 40 kg/m³.
Seal: low density compressible foam, factory applied.

DIMENSIONS

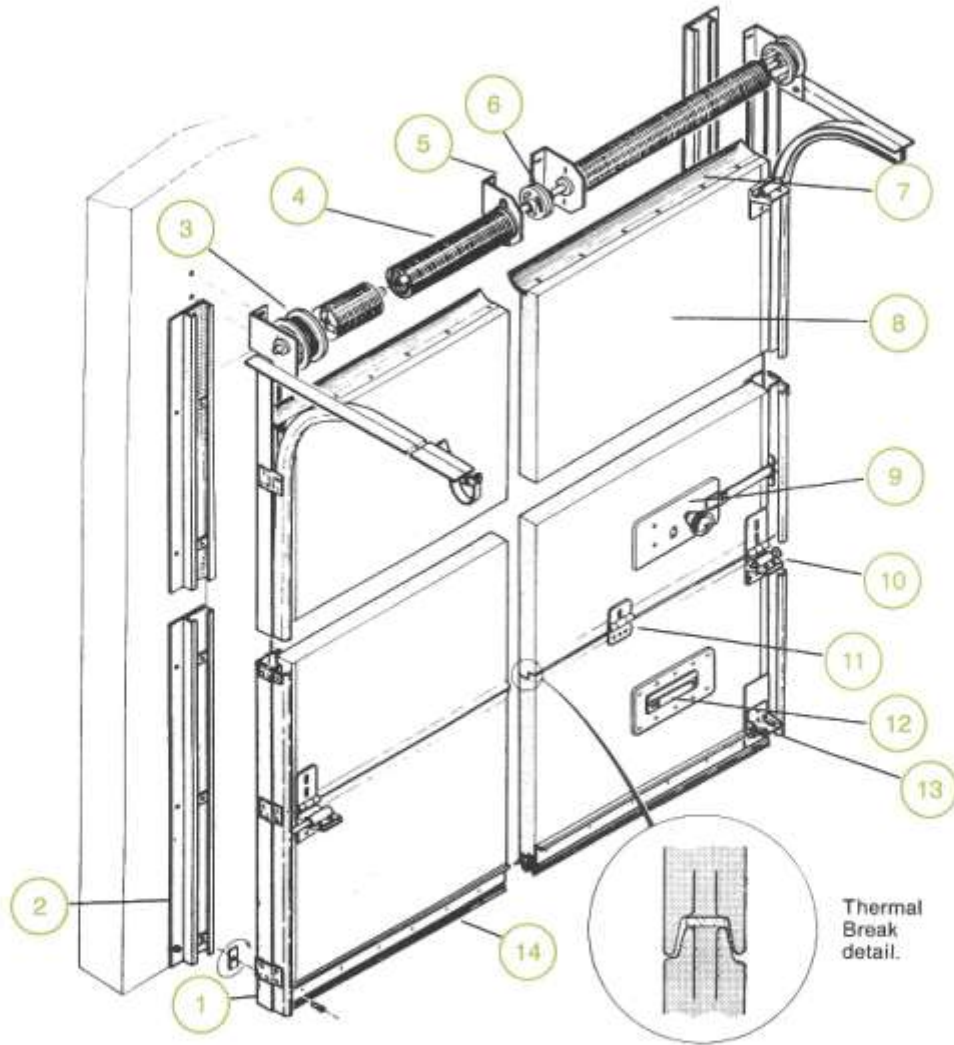
Widths: 610 mm.
Thickness: 40 mm nominal.
Lengths: up to 10 metres.

WEIGHTS

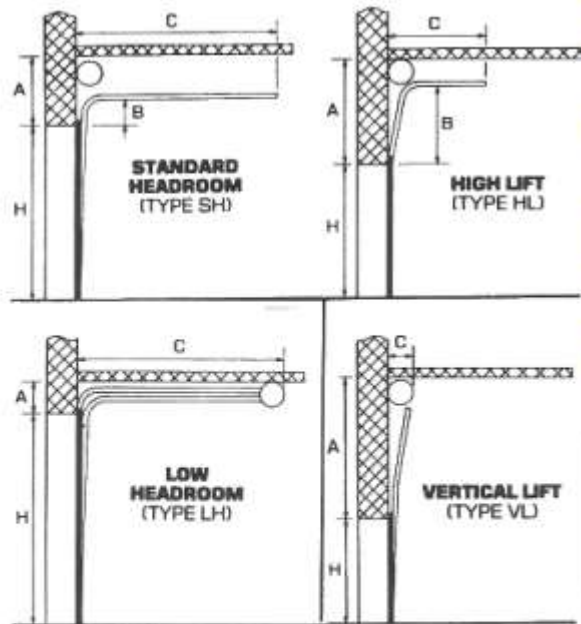
610 wide panel: 6.5 kg/m (minimum).



sectional overhead doors



- | | | |
|---------------------------------|------------------------------------|----------------------------|
| 1 Door track and mounting angle | 6 Shaft and couplings | 11 Intermediate hinges |
| 2 Optional subframes | 7 Flexible Headseal | 12 Footplate and handle |
| 3 Drums and cables | 8 Door panel | 13 Bottom cable carrier |
| 4 Counter balance springs | 9 Shoot bolt/optional keylock | 14 Double edge bottom seal |
| 5 Bearing plates | 10 Adjustable rollers and carriers | |



STANDARD HEADROOM

A	B	C	Max. W.	Max. H.
Min. 500	A-305	H+650	6500	5500

LOW HEADROOM

A	B	C	Max. W.	Max. H.
Min. 230		H+700	6000	3650

HIGH LIFT

A	B	C	Max. W.	Max. H.
B+305	Max.1400	H+600-B	6500	5500

VERTICAL LIFT

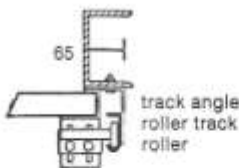
A	B	C	Max. W.	Max. H.
H+800		400	6500	5500

TECHNICAL INFORMATION

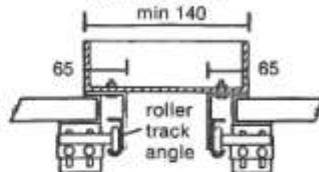
- ▶ All openings should be constructed flush and free from projections that will interfere with the door fitting and operation.
- ▶ Unless requested, supporting steelwork or masonry is not in our contract.
- ▶ Dimension A may increase on doors larger than 32 sq mtr.
- ▶ Horizontal tracks on Door Types SH and HL can be made to follow the roof pitch.
- ▶ Floor finishes should be complete before fixing commences.
- ▶ Thresholds should be sloped away from the door opening to prevent water seepage.
- ▶ Electric motors and chain operating drives are positioned on the Right Hand Side as standard.

STANDARD FIXING DETAILS ON PLAN

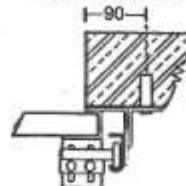
ON STEELWORK



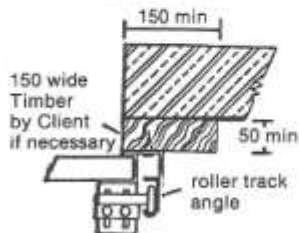
DOORS ON SAME PIER OR COLUMN



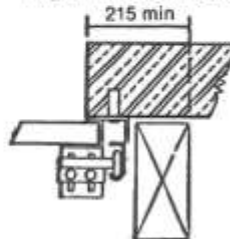
ON MASONRY



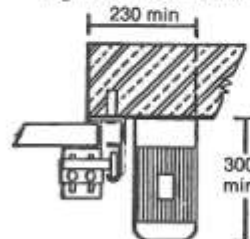
ON UNEVEN MASONRY



HAND-CHAIN OPERATION



ELECTRIC OPERATION



Wessex therm-U-door

TYPES OF OPERATION



MANUAL For hand operation, suitable for doors up to 3000mm high and 14m² in area. Door closed by pull down rope.



GEARED HAND CHAIN Door opened and closed totally by continuous hand chain. For doors over 3000mm high and 14m² in area. Optional on doors up to 3000mm high.



ELECTRIC For high frequency door use or remote control of doors, providing increased efficiency and minimum heat losses to buildings. Remote release of power drive is fitted to enable doors to operate manually in the event of power failure.

NOTE


1. All inside surfaces of the jambs and lintel must be flush and in the same vertical plane.
2. Special supports may be required across the head to support the spring assy's.
3. Please contact our technical department for advice on type of door or opening structures.
4. Wessex provide a nationwide erection service, this does not include the preparation or alteration of openings unless otherwise agreed.
5. All wiring is normally by others unless otherwise agreed.

OTHER PRODUCTS

SLIDING, FOLDING SHUTTERS
ROLLING SHUTTERS
FIRE DOORS
SECURITY GRILLS

SLIDING PANELS
P.V.C. STRIP CURTAINS
AUTOMATIC DOOR SYSTEMS

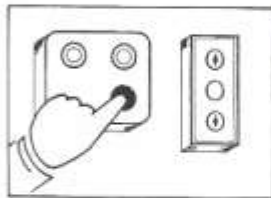
DOOR CONTROL SYSTEMS



OPERATOR TYPE DKS45

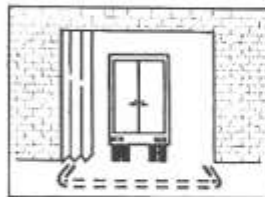
- Rotating limit switch
- Clutch disengage pin
- Line current Fuse
- Safety switch for Dog-clutch release
- Terminal Strip

All electrical components are pre-wired. The inbuilt Dog Clutch and Worm gearing are specially strengthened to withstand maximum door weight in event of a spring failure.



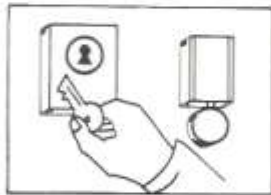
STARTERS AND PUSH BUTTON STATIONS

Standard starters with options of isolator inbuilt, timed return and special control voltages.



INDUCTION LOOP CONTROL

Vehicle detection with single or double loop systems. Timed return as standard.



SWITCHES

Security key switches, pull switches, and limit switches.

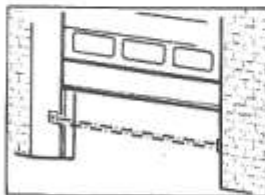
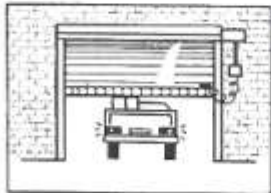


PHOTO-ELECTRIC BEAM CONTROL

Infra-red device commands or inhibits door operation.



SAFETY BOTTOM EDGE PACKAGE

Pneumatic strip providing stop on impact or stop and return on contact.



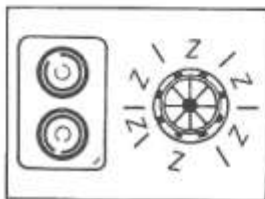
CARD READER CONTROL

Magnetically coded cards giving high security access.



REMOTE CONTROL

Remote control receiver activated by hand held transmitter. Radio and infra-red types.



TRAFFIC LIGHTS AND SIRENS

Visual and audible warnings indicating door position or travel.





ESSEX INDUSTRIAL DOORS

Telephone: Yeovil (01935) 473708 and 473851
Fax: Yeovil (01935) 479413

Artillery Road,
Lufton Trading Estate
Yeovil, Somerset BA22 8RP
www.wessexindustrialdoors.com
email: enquiries@wessexindustrialdoors.com

sectional overhead doors



The Policy of the Company is one of continuous product development.
The Company reserves the right to make such alterations in design and manufacture as they consider necessary without. Drawings, Specifications and other details are not binding in detail.